



Features:

- High power density
- Convection cooled
- RoHS compliance
- 3 - year warranty
- Great reliability
- DIN rail / Wall bracket mounting solution
- Overvoltage protection
- Overload protection
- Short circuit protection

Dimensions:121(D)x110(H)x40(W)mm

General Specifications

INPUT

Input voltage.....100~240VAC
 Input frequency47~63Hz
 Inrush current22A/110VAC
 (Cold start) 44A/220VAC




EMC STANDARDS

EN 55011	Class B
EN 55022	Class B
EN 61000-4-2	Level 3
EN 61000-4-3	Level 3
EN 61000-4-4	Level 3
EN 61000-4-5	Level 3
EN 61000-4-6	Level 3
EN 61000-4-8	Level 3
EN 61000-4-11	Level 3

OUTPUT

Hold-up time (Full load @230VAC).....20mS Min.
 Temp. Coefficient±0.04% / °C
 Overvoltage protectionAutorecovery
 Overload protection Power limited
 Short circuit protection..... Autorecovery
 Transient response... (Load change 50% to 100%)
 Voltage deviation5%
 Recovery time2mS

SAFETY STANDARDS

	EN 60950 (Marking)
	UL 60950 (Meet)
	CSA 22.2 (Meet)

ENVIRONMENTAL

Operating temperature: -20°C ~ 50°C ambient, derating each output at 2.5% per degree from 50°C to 70°C
 Operating humidity: Non-condensing, 5% ~ 95%RH.
 Vibration: Random vibration, 10Hz ~ 2KHz, 3axis.
 MTBF: 100,000hrs Min. Per MIL-HDBK-217F, 25°C GB.

Output Specifications

Model	O/P voltage Adjustment	Loading (A)			Ripple Noise	Line Reg.	Load Reg.	Efficiency	Overvoltage Protection
		Min.	Rated	Max.					
AD20601F	+5VDC $\pm 10\%$	0A	4A	4A	60mVp-p	$\pm 1\%$	$\pm 2\%$	77%	6-7VDC
	+12VDC -----	0A	3A	4A	100mVp-p	$\pm 1\%$	$\pm 6\%$		-----
AD20602F	+5VDC $\pm 10\%$	0A	4A	4A	60mVp-p	$\pm 1\%$	$\pm 2\%$	80%	6-7VDC
	+24VDC -----	0A	1.5A	2A	150mVp-p	$\pm 1\%$	$\pm 6\%$		-----
AD20603F	+12VDC $\pm 10\%$	0A	2A	4A	100mVp-p	$\pm 1\%$	$\pm 2\%$	81%	15-17VDC
	+24VDC -----	0A	1.5A	2A	150mVp-p	$\pm 1\%$	$\pm 6\%$		-----

- NOTE:**
1. Each output can supply up to maximum current, but total loading can not exceed rated output wattage.
 2. Line regulation is measured from low line to high line at rated load.
 3. Load regulation is measured from 20% to 100% of rated load at 230VAC input.
 4. Ripple & Noise is measured by using a 0.1uF/630V metalized capacitor & a 47uF electrolytic capacitor parallel on the test point, at rated load and 230VAC input.
 5. Efficiency is measured at rated load and 230VAC input.

Mechanical Details

